

1. Part No. Expression:

**ZAW100-RE-□□**

(a) (b) (c) (d)(e) (f)

(a) Series Code

(b) Material Code

(c) Impedance Code

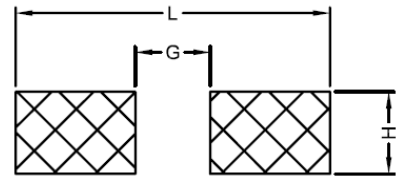
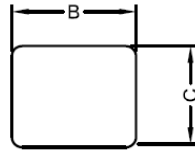
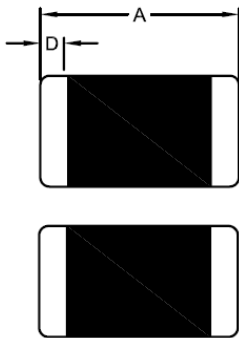
(d) R: Reel

(e) Current Code

(f) 10: Standard

11-99: Internal Controlled Code

2. Configuration & Dimensions:

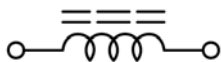


Recommended PC Board Pattern

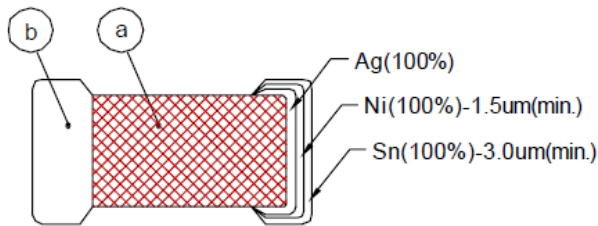
Unit: mm

A	B	C	D	G	H	L
0.40 ± 0.02	0.20 ± 0.02	0.20 ± 0.02	0.10+0.04/-0.03	0.20 Ref.	0.15 – 0.30	0.50 Ref.

3. Schematic:



4. Material List:



(a) Body : Ferrite

(b) Termination : Ag/Ni/Sn

NOTE: Specifications subject to change without notice. Please check our website for latest information.



## 5. General Specification:

- (a) Operating Temp. : -40°C to +125°C
- (b) Storage Temp. : -40°C to +125°C
- (c) Temperature Rise: 20°C Max. at Rated Current
- (d) Humidity Range: 90-95% RH
- (e) Storage Condition (Component in its packaging)
  - i) Temperature: 40°C or less
  - ii) Humidity : 60% RH or less

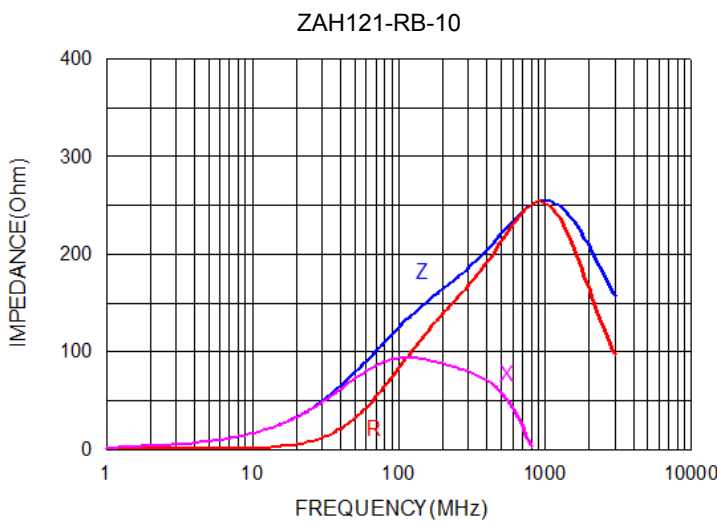
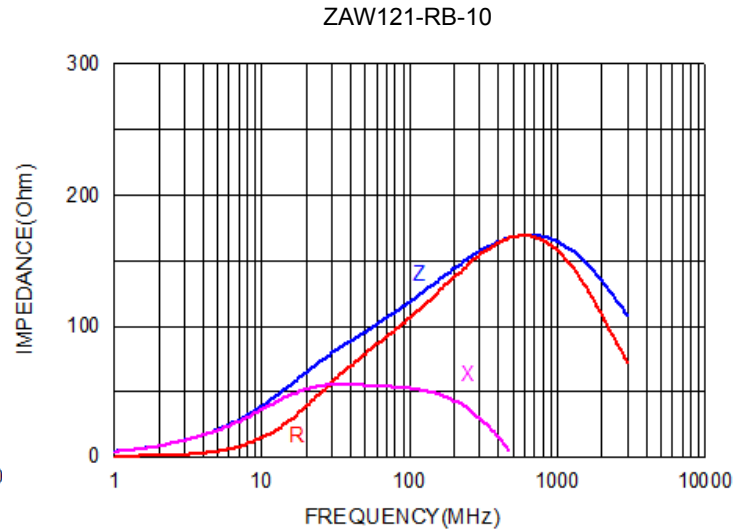
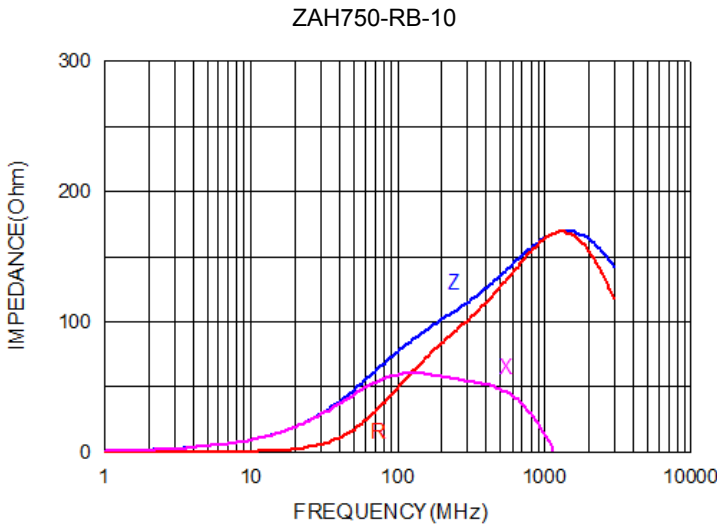
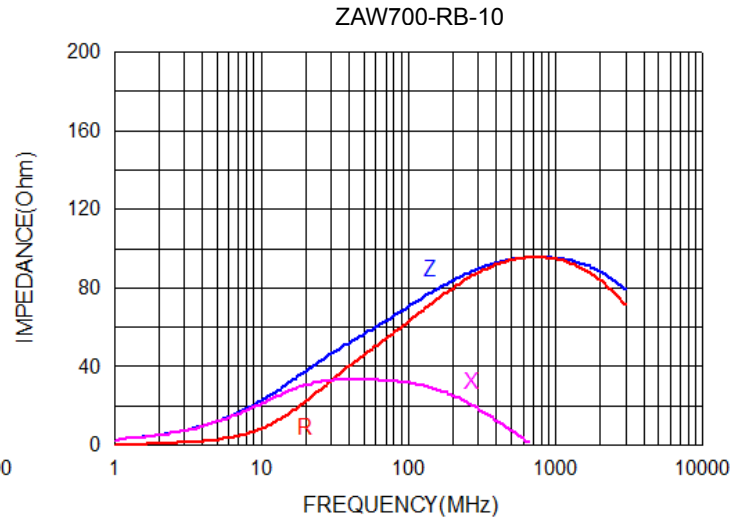
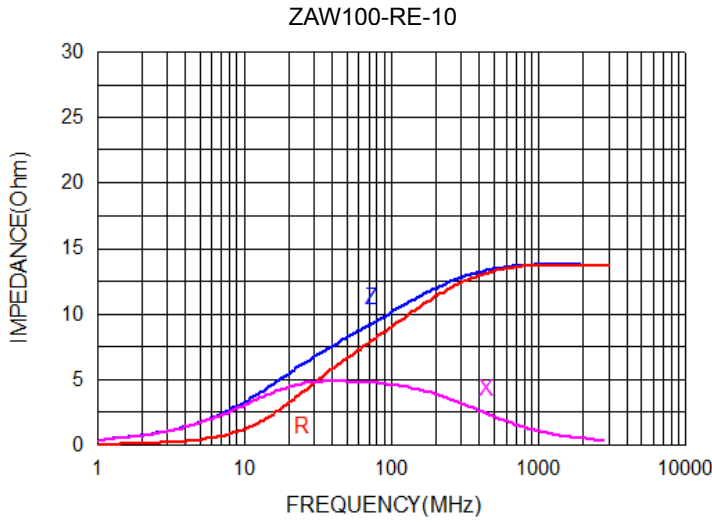
## 6. Electrical Characteristics:

Part Number	Impedance (Ω)	Test Frequency (MHz)	DCR (Ω) Max.	Rated Current (mA) Max.
ZAW100-RE-10	10 ± 5 Ω	100	0.10	540
ZAW700-RB-10	70 ± 25%	100	0.37	280
ZAH750-RB-10	75 ± 25%	100	0.45	260
ZAW121-RB-10	120 ± 25%	100	0.53	240
ZAH121-RB-10	120 ± 25%	100	0.60	220

NOTE: Specifications subject to change without notice. Please check our website for latest information.



7. Characteristics Curve:



NOTE: Specifications subject to change without notice. Please check our website for latest information.



**8. Soldering:**

Mildly activated rosin fluxes are preferred. Our terminations are suitable for all re-flow soldering systems. If hand soldering cannot be avoided, the preferred technique is the utilization of hot air soldering tools.

Note:

If wave soldering is used, there will be some risk

Reflow soldering temperatures below 240°C, there will be non-wetting risk

**8-1 Solder Re-flow:**

Recommended temperature profiles for re-flow soldering in Figure 1.

**8-2 Soldering Iron (Figure 2):**

Products attachment with soldering iron is discouraged due to the inherent process control limitations.

In the event that a soldering iron must be employed the following precautions are recommended.

Note :

- a) Preheat circuit and products to 150°C.
- b) 350°C tip temperature (Max.)
- c) Never contact the ceramic with the iron tip
- d) 1.0mm tip diameter (Max.)
- e) Use a 20 watt soldering iron with tip diameter of 1.0mm
- f) Limit soldering time to 4~5 secs.

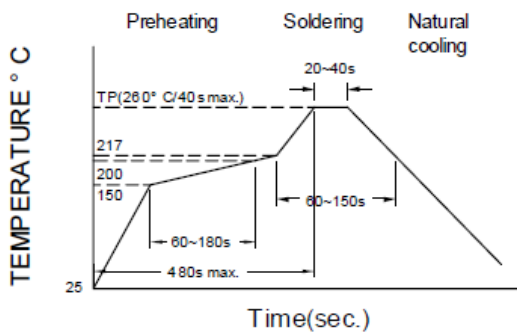


Figure 1. Re-flow Soldering:3 times max

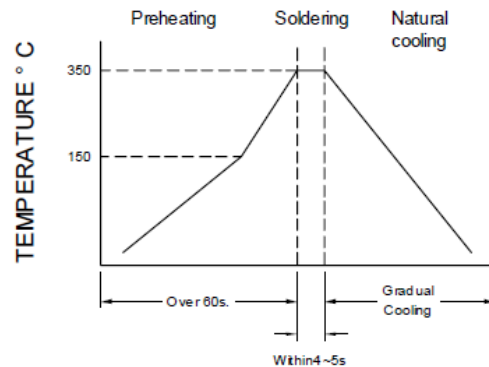


Figure 2. Wave Soldering:1 times max

**8-3 Soldering Volume:**

By increasing the solder volume, the mechanical stress to product is also increased. Exceeding solder volume may cause the failure of mechanical or electrical performance. Solder shall be used not to be exceed as shown in

Figure 3. Minimum fillet height = soldering thickness +25% product height

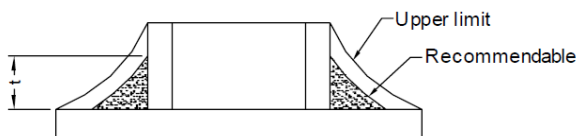


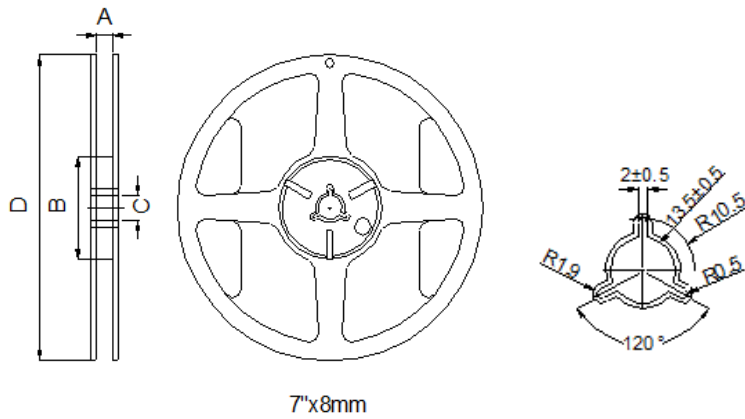
Figure 3

NOTE: Specifications subject to change without notice. Please check our website for latest information.



9. Packaging Information:

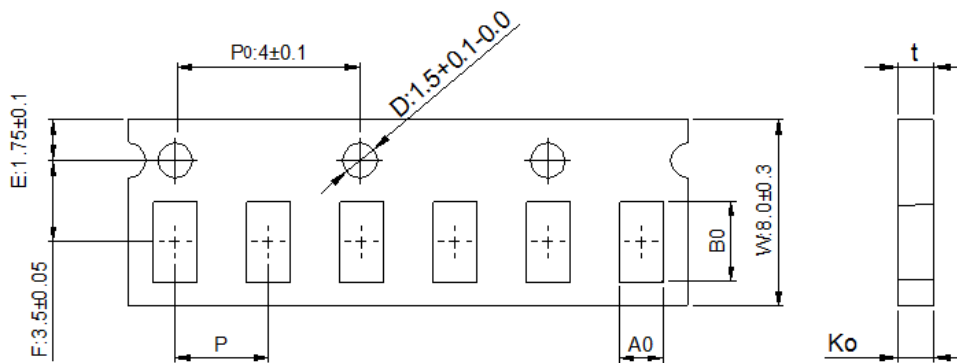
9-1 Reel Dimension



A(mm)	B(mm)	C(mm)	D(mm)
10.0±1.5	50 Min.	13.0±0.2	178±2

9-2 Tape Dimension

Material of taping is paper



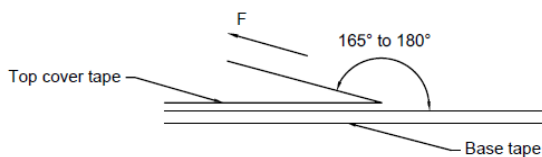
Size	Bo(mm)	Ao(mm)	Ko(mm)	P(mm)	t(mm)
ZA	0.45±0.04	0.25±0.04	0.36 Max.	2.00±0.05	0.36 Max.

9-3 Packaging Quantity

Chip Size	ZA
Chip/Reel	20000

NOTE: Specifications subject to change without notice. Please check our website for latest information.

## 9-4 Tearing Off Force



The force for tearing off cover tape is 15 to 60 grams in the arrow direction under the following conditions.

Room Temp. (°C)	Room Humidity (%)	Room atm (hPa)	Tearing Speed mm/min
5~35	45~85	860~1060	300

## Application Notice:

### 1. Storage Conditions:

To maintain the solderability of terminal electrodes:

- a) Recommended products should be used within 12 months from the time of delivery.
- b) The packaging material should be kept where no chlorine or sulfur exists in the air.

### 2. Transportation:

- a) Products should be handled with care to avoid damage or contamination from perspiration and skin oils.
- b) Vacuum pick up is strongly recommended for individual components.
- c) Bulk handling should ensure that abrasion and mechanical shock are minimized

NOTE: Specifications subject to change without notice. Please check our website for latest information.