

1. Part No. Expression

S M C 0 7 0 5 R 1 0 M Z F

(a) (b) (c) (d)(e)(f)

(a) Series Code

(b) Dimension Code

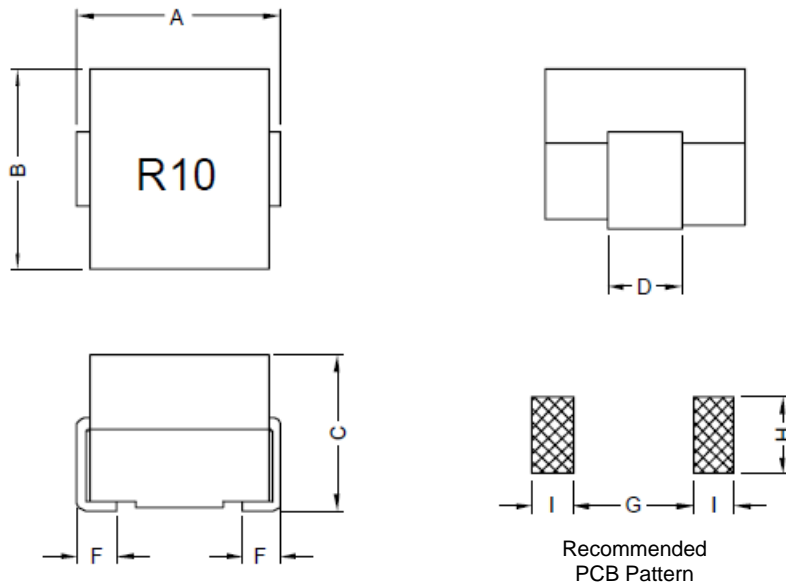
(c) Inductance Code

(d) Tolerance Code

(e) Special Products

(f) RoHS Compliant

2. Configuration & Dimensions (Unit: mm)



A	B	C	D	F	G	H	I
7.00 Max	7.00 Max	5.00 Max	2.50±0.30	1.30±0.20	3.3 Ref	3.0 Ref	2.0 Ref

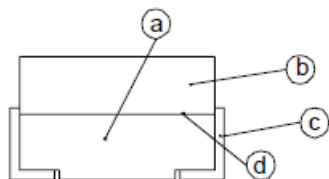
3. Schematic



NOTE: Specifications subject to change without notice. Please check our website for latest information.



4. Material List



- a) Core
- b) Core
- c) Clip
- d) Adhesive

5. General Specification

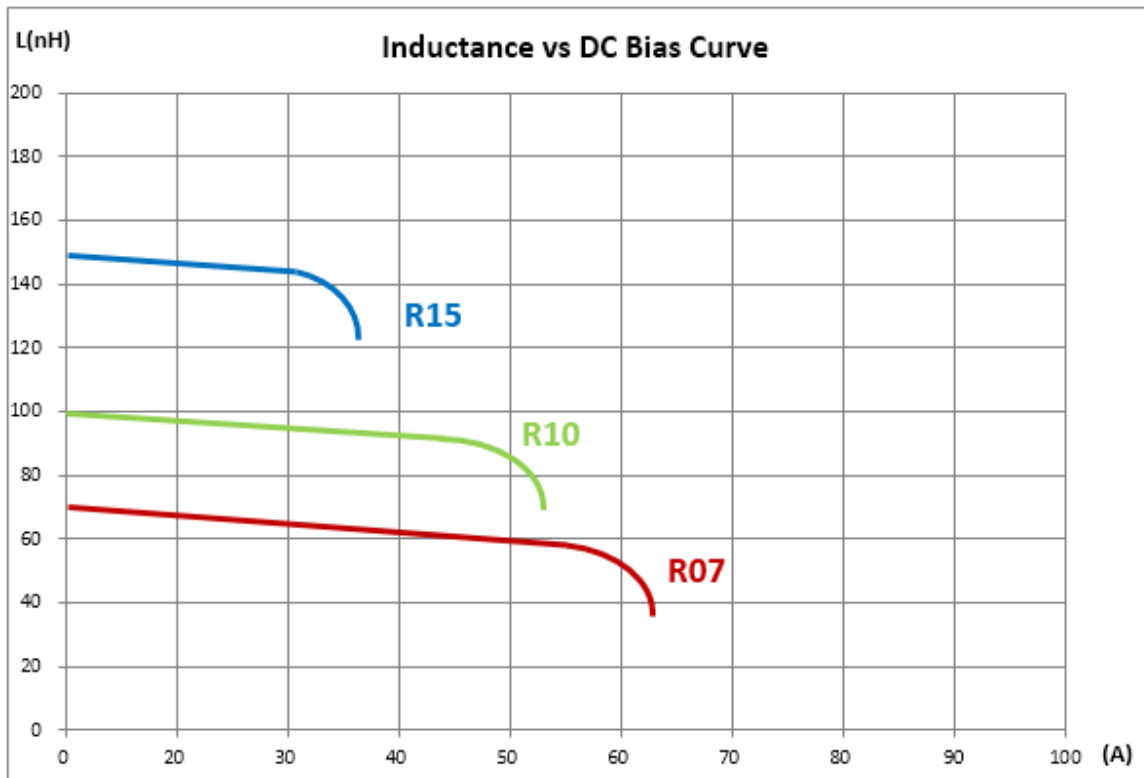
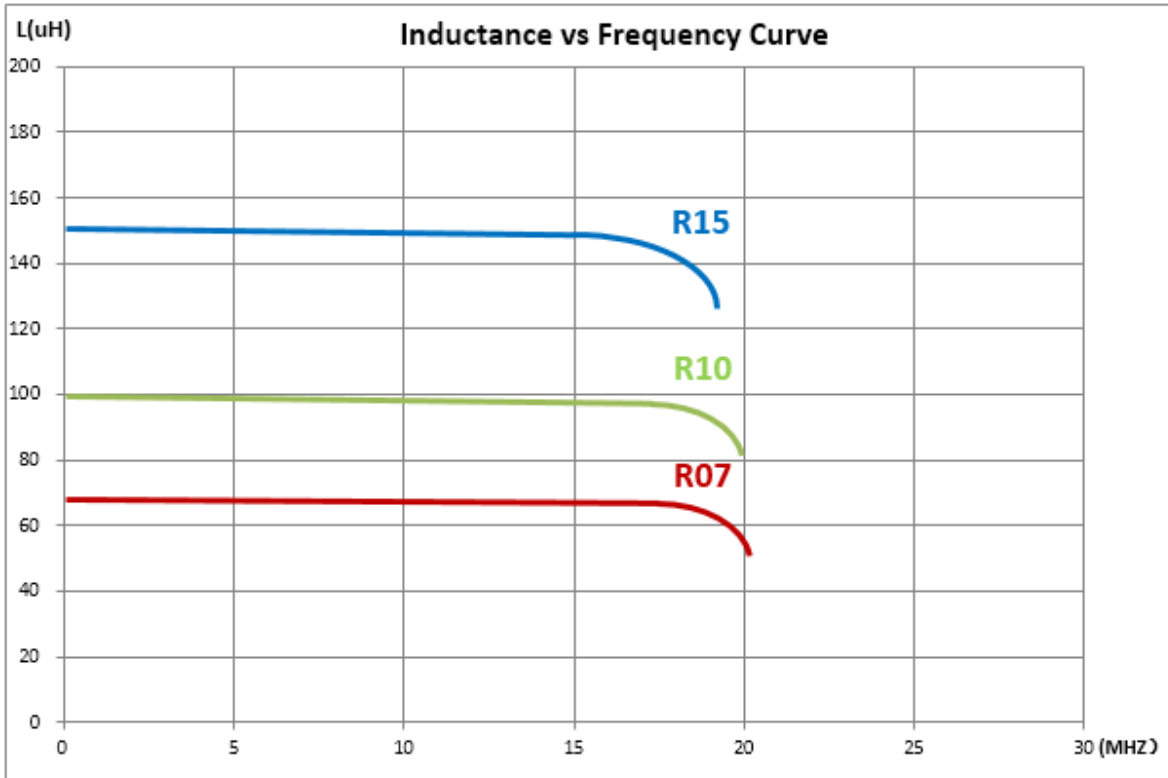
- a) Temp. Rise: 40°C Max. at Rated Current (I_{rms})
- b) $\Delta L/L_{0A}$: 20% Max at I_{sat}
- c) Operating Temperature: -40°C to +125°C
- d) Storage condition (component in its packaging)
 - i) Temperature: -10 to +40° C
 - ii) Humidity: 60% RH

6. Electrical Characteristics

Part Number	Inductance (uH) ± 20%	Test Frequency (Hz)	DC Resistance (mΩ) Max	I _{sat} (A)	I _{rms} (A)
SMC0705R07MZF	0.072	1V/100K	0.35	58	45
SMC0705R10MZF	0.105	1V/100K	0.35	46	45
SMC0705R15MZF	0.150	1V/100K	0.35	30	45

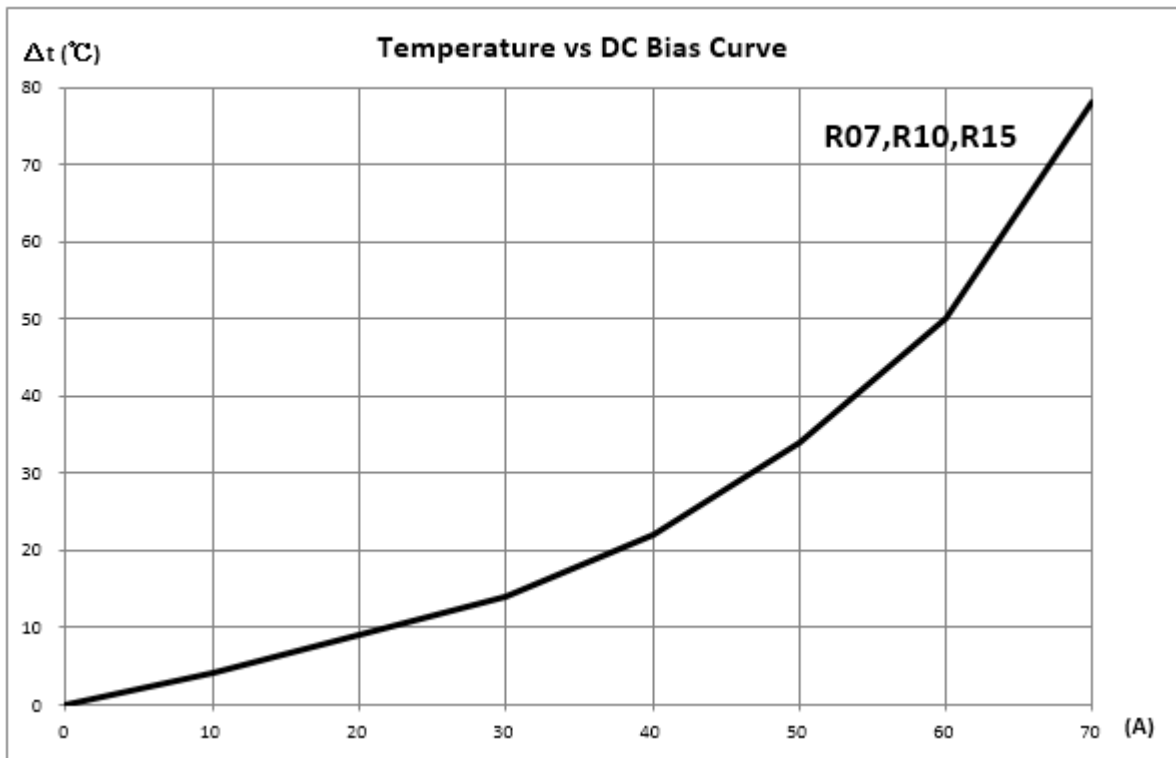
NOTE: Specifications subject to change without notice. Please check our website for latest information.

7. Characteristics Curves



NOTE: Specifications subject to change without notice. Please check our website for latest information.



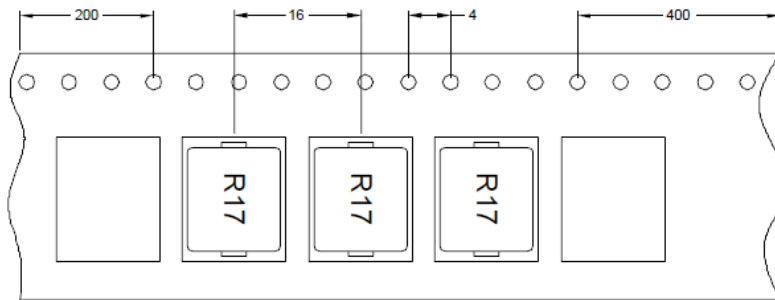
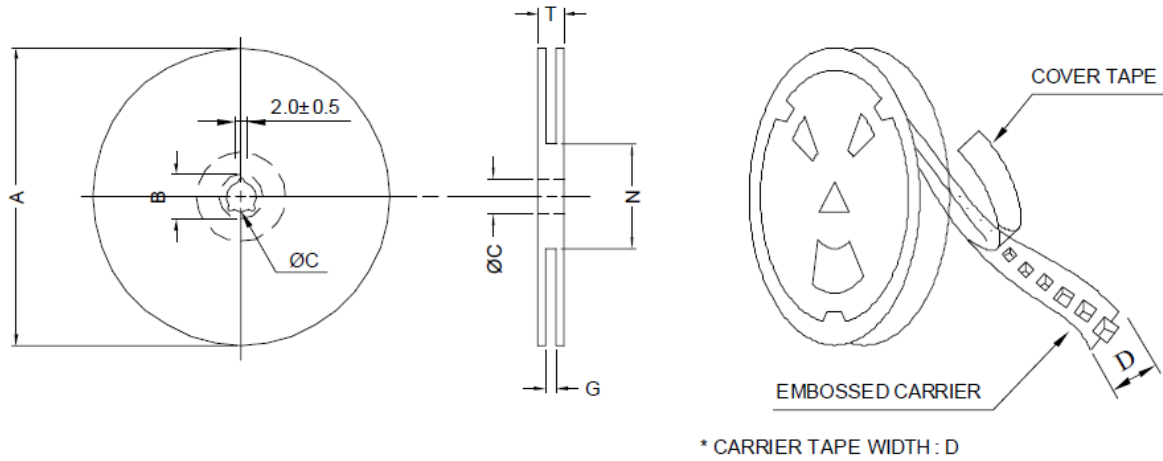


NOTE: Specifications subject to change without notice. Please check our website for latest information.



8. Packaging Information

8-1. Configuration



8-2. Dimensions (Unit: mm)

Style	A	B	C	D	G	N	T
13-16	330	21±0.8	13	16	18 Max.	50 Min.	22.4

8-3. Quantity & G.W. Per Package

Series	Inner: Reel			Outer: Carton		
	Qty (pcs)	G.W (gw)	Style	Qty (pcs)	G.W (kg)	Size (cm)
SMC0705	1000	1440	13-16	6000	9.64	38 x 36.5 x21

NOTE: Specifications subject to change without notice. Please check our website for latest information.

